




Robot Vacuum






Scroll for
building
instructions




















7





(6 x)









127N9






6N21



D = Distance Sensor






9





9





(6 x)




















B = Left Wheel Motor









13



11



9






7






(9 x)



















8




7







































A = Right Side Motor
C = Color Sensor
































13



11





5





(6 x)





















































13















Fold and push the extra motor wires into these spaces.






Push the extra sensor wires into these spaces.













7






















21

22



(15 x)





