



Monster Truck



Scroll for
building
instructions



First, build two Wheel Suspensions:




(2 x)


Wheel Suspension


...then continue here for the complete assembly







(7 x)














9




(6 x)












Front



Front



Feed all four motor wires through the middle of the front suspension, up against the body.






B = Left Front



F = Right Front



F


B



Front

Right Front


Left Front

Right Rear




-  A = Left Rear
-  E = Right Rear


The model can be programmed and will drive at this point if you want.



...or continue with:



Truck Body



Obstacles