



Explorer



Scroll for
building
instructions



Start by building:



Bumper Car


...then continue here to make the Explorer





7










127N9

127N9













7












E = Head Motor




You can route the head motor wire under the right drive motor wire to help secure it.





Leave as much slack as possible before the wire clip to allow the head to turn.



D = Distance Sensor